

WISE310 Series

AC drives tailored for escalators & moving walks



AC drives tailored for escalators & moving walks

Application Features

- Smooth ride performance
- Auto voltage regulation (AVR)
- Easy setup with default factory setting for rapid commissioning
- 4 independent ramps
- Power dip ride through
- Catch the spinning motor during start
- Variable DC-injection braking

Enhanced reliability with conformal coating complies with class 3C3/3S2, and protects against humidity and dust pollution

Internal EMC filter complies with EN61800-3 category C2 (emissions), 2nd environment (immunity)




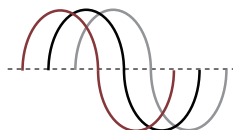
Operation in high ambient temperatures $50^{\circ}\text{C}_{\text{avg}}$ (3.7 kW~30 kW)

Cooling fan removable for easy maintenance



IP55: 7.5 kW~30 kW

Wide operating voltage range 323 to 550 Vac



IP20: 3.7 kW~30 kW

Drive Key Features

- Built-in DC reactor
- Built-in dynamic braking unit with short circuit protection
- Flexible programmable I/O's
- Onboard CANbus, baud rate 1 Mbps
- Comprehensive trip diagnostics
- Two programmable relay outputs (NO/NC)

General Specifications (IP20)

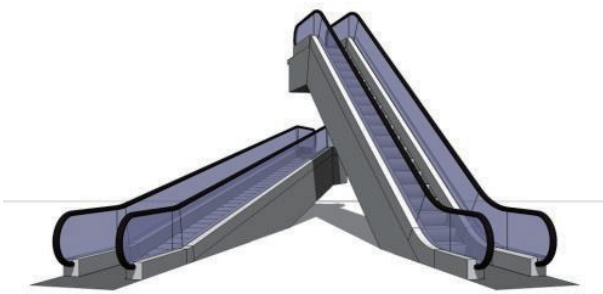
380 to 480 Vac, -15% to 15% (323 to 550 Vac)

Model	Frame Size	Input Current [A]	Output Current [A]*1	Applicable Motor [kW]	Dimensions [mm]			Dynamic Braking Resistor				
					Height [H]	Width [W]	Depth [D]	Min [Ω]	Max [A]	Min Recommended Power [W]		
										Escalators		Moving Walks
										Commercial	Metro	
WISE310-4003-02	T1	9	9	3.7	250	110	125	98.4	6.5	1,200	2,300	600
WISE310-4005-02		13	13	5.5				68.1	9.4	2,000	4,000	800
WISE310-4007-02	T2	17	17	7.5	305	140	150	52.1	12.2	2,700	4,500	1,000
WISE310-4011-02		25	25	11				35.4	18	4,000	5,000	1,800
WISE310-4015-02	T3	32	32	15	342	175	150	27.7	23	5,500	9,300	2,800
WISE310-4018-02		37	37	18.5				23.9	26.6	6,600	12,700	3,500
WISE310-4022-02	T4	45	45	22	395	192	183	19.7	32.4	7,500	13,000	4,000
WISE310-4030-20		60	60	30				14.8	43.2	10,000	16,000	5,000

*1 Carrier switching frequency 6 kHz at rated output current @ 150% overload for 60 sec & 200% for 2 sec

Please note:

- Built-in EMC filter complies with EN61800-3 category C2 (emissions) 2nd environment (immunity) up to 30 kW
- All units have IP20 enclosures and are fan cooled



General Specifications (IP55)

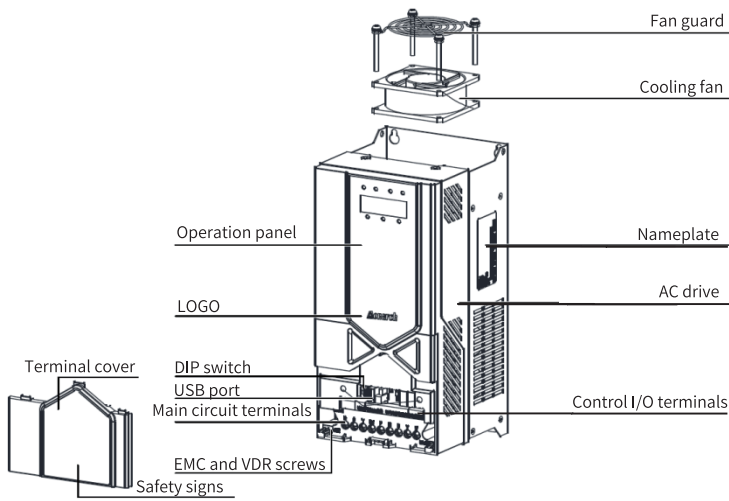
380 to 480 Vac, -15% to 15% (323 to 550 Vac)

Model	Frame Size	Input Current [A]	Output Current [A]*1	Applicable Motor [kW]	Dimensions [mm]			Dynamic Braking Resistor				
					Height [H]	Width [W]	Depth [D]	Min [Ω]	Max [A]	Min Recommended Power [W]		
										Escalators		Moving Walks
										Commercial	Metro	
WISE310-4007-05	T2	17	17	7.5	399	144	184	52.1	12.2	2,700	4,500	1,000
WISE310-4011-05		25	25	11				35.4	18	4,000	5,000	1,800
WISE310-4015-05	T4	32	32	15	476	195	218	27.7	23	5,500	9,300	2,800
WISE310-4018-05		37	37	18.5				23.9	26.6	6,600	12,700	3,500
WISE310-4022-05		45	45	22				19.7	32.4	7,500	13,000	4,000
WISE310-4030-05		60	60	30				14.8	43.2	10,000	16,000	5,000

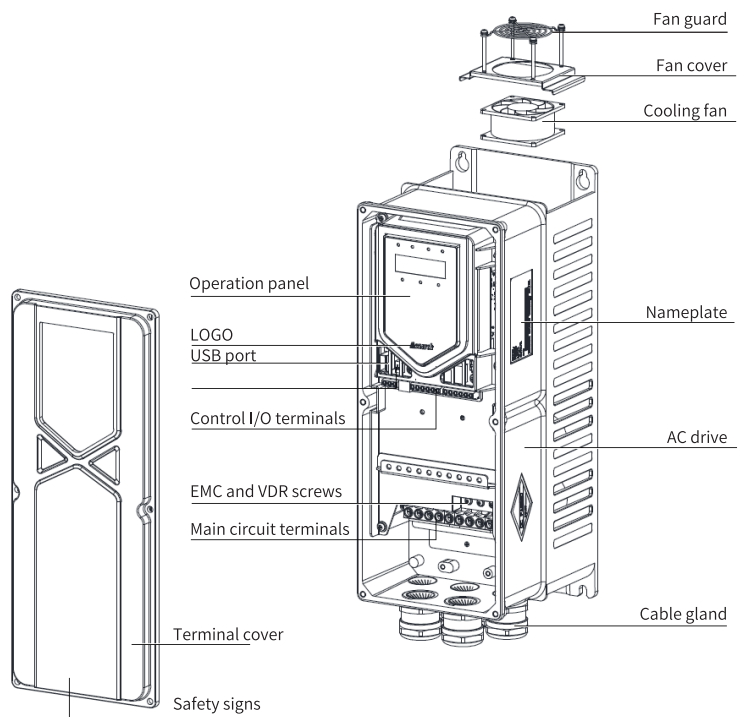
*1 Carrier switching frequency 6 kHz at rated output current @ 150% overload for 60 sec & 200% for 2 sec

Please note:

- Built-in EMC filter complies with EN61800-3 category C2 (emissions) 2nd environment (immunity) up to 30 kW
- All units have IP55 enclosures and fan cooled

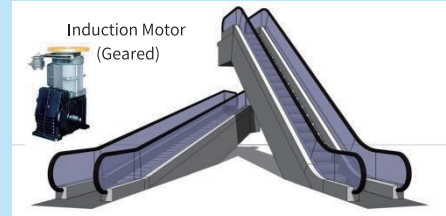
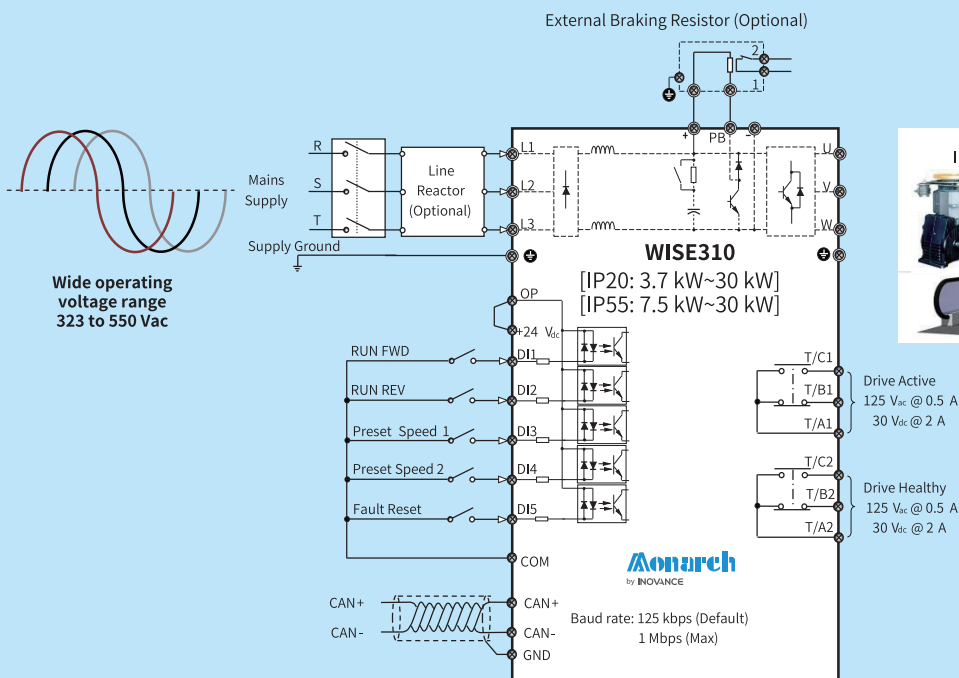


**Appearance & Terminals Overview
IP20: 3.7 kW~30 kW**




**Appearance & Terminals Overview
IP55: 7.5 kW~30 kW**

General Connection Diagram



Top View



We Pioneered NICE Integrated Solutions for Elevators






>2,000,000 Installations Worldwide



INOVANCE

www.inovance.eu

International Offices

-  **Germany-Stuttgart**
Tel: +49 (0) 7144 8990 | sales.de@inovance.eu
-  **Italy-Milano**
Tel: +39 (0) 2268 22318 | sales.it@inovance.eu
-  **France-Bordeaux**
Tel: +33 (0) 5594 01050 | sales.fr@inovance.eu
-  **Turkey-Istanbul**
Tel: +90 (216) 706 17 89 | info@inovance.eu
-  **South Korea-Seoul**
Tel: +82 (0) 10 7428 5732 | info@inovance.eu

-  **India**
Head Office Chennai | Tel: +91 (0) 44 4380 0201
Ahmedabad | Tel: +91 794003 4272
Mumbai | Tel: +91 22 4971 5883
New Delhi | Tel: +91 11 4165 4524
Sales Network in Kolkata, Bengaluru, Pune, Coimbatore, Hyderabad, Vadodara, Jaipur
Email: info@inovance.ind.in

For other country distributors, contact the Hong Kong office.

Inovance Technology Companies
Shenzhen Inovance Technology Co. Ltd.
Suzhou Inovance Technology Co. Ltd.

Hong Kong SAR
International Export Office
Tel: +852 2751 6080 | info@inovance.eu